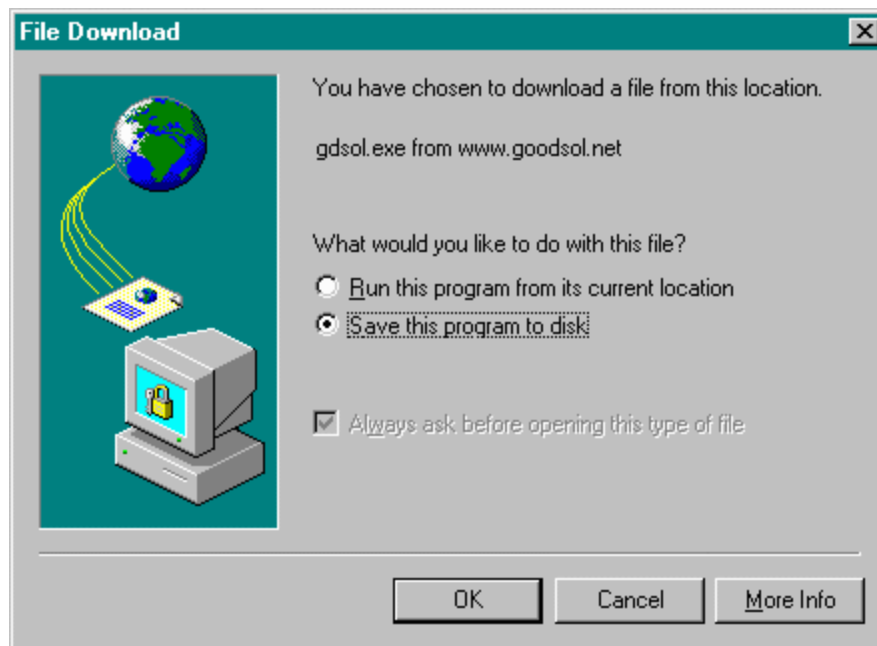


To download a file, follow these steps:

1. Click on a download link on the [download page](#). A download link for [Pretty Good Solitaire](#) may look like this:

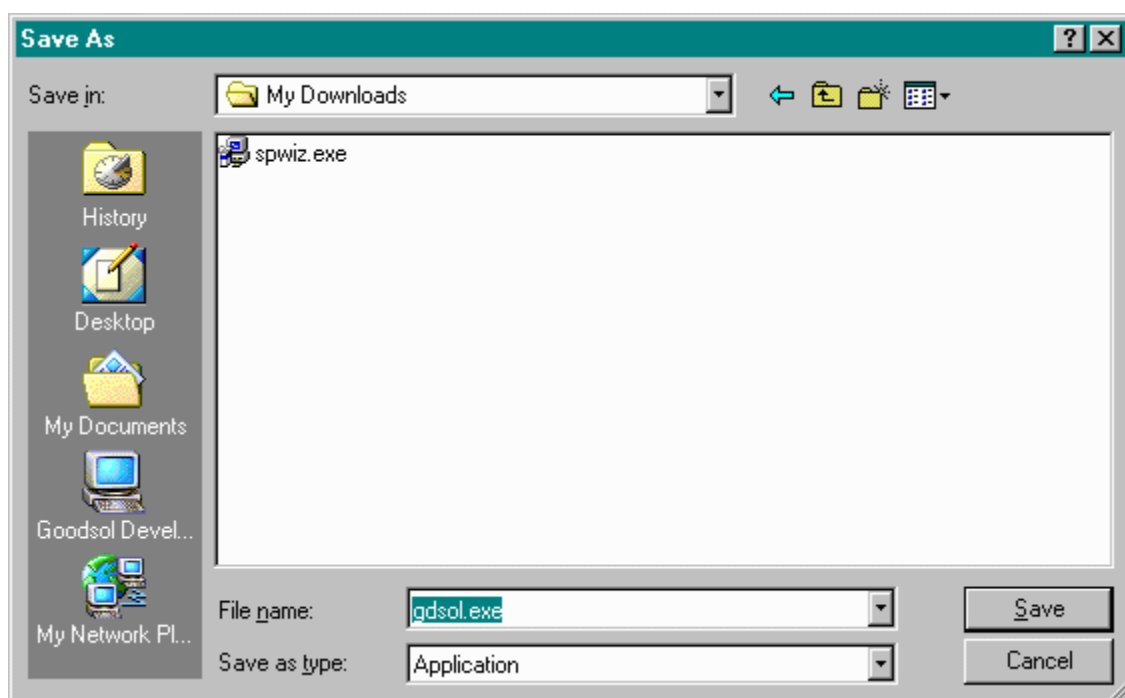


2. With most browsers, you will see a window pop up asking you if you want to "open" or "save" the file.



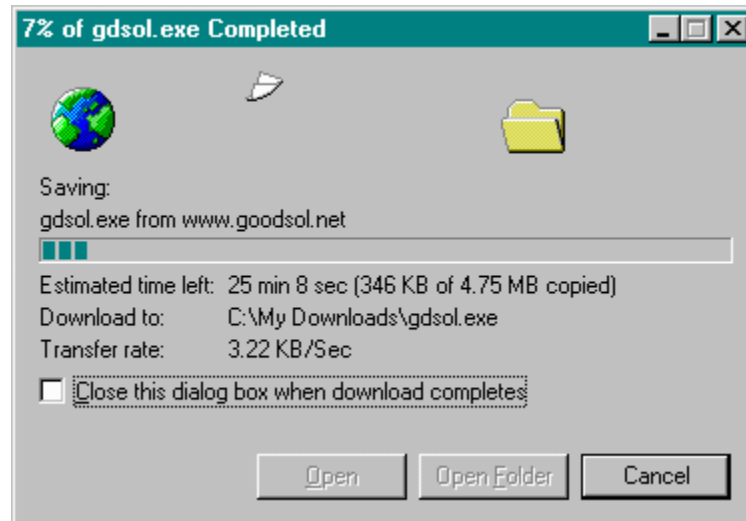
Choose **Save**.

3. Your browser should then ask you what folder you want to save the file in. Usually it will default to whatever folder you last saved a file in.



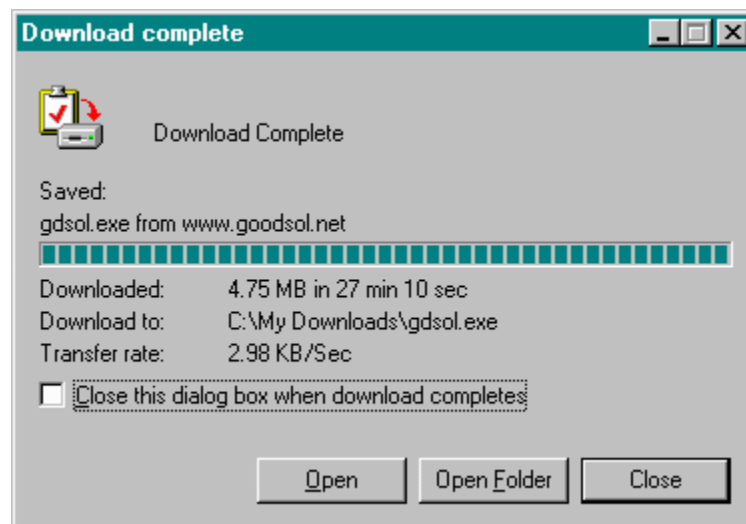
It is a good idea to create a special folder (called C:\My Downloads, for example) where you save downloaded files. Then you will always know where they are. When this window appears you should also make a note of the filename of the file - you will need to know that to find it later (in this example, the filename is gdsol.exe).

4. Your browser will then begin downloading the file.



If the box "Close this dialog box when download completes" is checked, uncheck it. How long the download takes will depend on the size of the file, the speed of your modem, and the level of internet traffic on the server and the internet.

5. When the file is done downloading, you'll get the screen below.



Just click on the Open button to run the file. Note that this also tells you where on your hard drive the file is (in this example, C:\My Downloads\gdsol.exe). This is useful should you need to know where the file is in the future to run it again.

6. **If the file is a .ZIP file:** .ZIP files must be unzipped before they can be used. To unzip a .ZIP file, you need an unzipping program. There are many unzipping programs, but the best is [WinZip](#). After you download and install an unzipping

program, clicking on a **.ZIP** file in Windows Explorer will start your unzipping program. Most unzipping programs can unzip files and immediately run a setup program that may be inside the **.ZIP** file. See your unzipping program's documentation for how to do this.

In this example, the file is an **.EXE** file. **.EXE** files require no special software.